

Experts in
nutrition and
weight
management



Q1 Results

22 April 2016



This document has been prepared by NATURHOUSE HEALTH S.A. (“NATURHOUSE” or the “Company”) for its exclusive use during the presentations announcing the Company’s results for the first quarter of 2016. NATURHOUSE does not authorise its dissemination, publication or use by any other person, whether physical or legal, to an end other than that which has been expressed above, unless they have prior express consent in writing from NATURHOUSE, and neither does it, consequently, accept any responsibility for the content of the document if it is used to an end other than that expressed above without the authorisation of the Company.

Readers are warned that the information in this document has not been audited by the Company’s auditors and it has been summarised. The information and the opinions and statements contained in this document have not been verified by independent third parties and, unless another source is expressly mentioned, they have been drawn up by the Company.

This document contains forecasts and estimates relating to the business progress or results of the Company in the future. These forecasts respond to the current opinion and expectations of NATURHOUSE HEALTH, S.A. These forecasts, that are uncertain by nature, are affected by risks, including those mentioned in the prospectus for the IPO and the offering and listing of NATURHOUSE shares, approved by the CNMV (Spanish stock exchange commission) and recorded in its official register on 9 April 2015, and it is available to investors on the issuer’s website (www.naturhouse.com) and that of the CNMV (www.cnmv.es). These risks may cause real results to be significantly different to said forecasts or estimates.

The contents of this document must be taken into account by all individuals or entities that may have to make decisions or draw up or disseminate opinions regarding shares issued by NATURHOUSE HEALTH SA, and in particular by the analysts that make use of this document.

This document is not an offer of sale or subscription and neither is it an invitation to subscribe to or acquire NATURHOUSE shares or any other securities in Spain or in any other jurisdiction.

- 1. Main Figures**
- 2. Highlights**
- 3. Profit & Loss Account**
- 4. Sales by Country**
- 5. EBITDA by Country**
- 6. EBITDA Margin**
- 7. Naturhouse Centres**
- 8. Net Cash & Dividends**
- 9. Balance Sheet**
- 10. Conclusions**
- 11. Price Sensitive Information Notes**

“Accelerated growth for the Group’s main figures”

2,160 stores open and 86% of 2015-16 guidance completed

Growth in main figures, in spite of negative effect of Easter, which fell in April in 2015

Net cash position of €21.6m, +€6.6m vs end of 2015

Dividend approved at €0.0825/gross per share, to be paid on 4 May 2016

New master franchise contract in Malta and advanced negotiations for new master franchises

| | 1Q15 | 1Q16 | % |
|----------------------|--------------|--------------|-------|
| Sales | 24,253 | 24,848 | 2.5% |
| EBITDA | 8,548 | 8,868 | 3.7% |
| <i>EBITDA Margin</i> | <i>35.2%</i> | <i>35.7%</i> | |
| Net Income | 5,820 | 6,045 | 3.9% |
| Centres | 2.123* | 2,160 | 37 |
| Countries | 29* | 30** | 1 |
| Net Cash Position | 14,940 | 21,602 | 44.6% |

In Thousand of euros

* As of end 2015

** Malta masterfranchise signed in April

Note: Sales in 1Q16 were affected by Easter, which took place in April in 2015. This effect was especially significant in Spain where the four consecutive bank holidays take place within the same calendar week.

❑ **Sales have increased by 2.5% to €24.85m**, in spite of the negative effect of Easter, which took place in March vs 2015 when it was held in April. The effect is especially significant in Spain where Easter includes 4 bank holidays within the same calendar week vs 3 in other European countries.

Once again this quarter, international growth (+3.7%) led by France (+2.4%) and Poland (+17.2%) stands out. Italy and Spain, which showed growth to February of 0.3% and 7.7%, respectively, were both affected by Easter. We are, however, optimistic about the two countries for the year as a whole.

In terms of centre type, sales to franchises continue to rise, while the sales of directly-owned stores remain affected by their transfer to the franchise model.

❑ **Gross Margin stands at 69.4% vs 70% in 1Q15**, which is the outcome of the variation in the sales mix between franchises, directly-owned stores and master franchises.

❑ **EBITDA stands at €8.9m (+3.7% vs 1Q15)**. For 1Q16 the following stand out: (i) an increase in rental costs deriving from the Group's strategy of entering shopping centres, (ii) a fall in advertising costs, mainly due to reduced expenditure in Spain and (iii) a fall in staff-related costs due to fewer compensation payments.

In terms of countries, the positive evolution of EBITDA in France (+4%) and Poland (+26%) stand out, as this is once again higher than sales. The improvement in EBITDA in Spain is also significant, increasing by 52%, due to the aforementioned fall in advertising costs and compensation payments, alongside an adjustment in the reallocation of corporate costs to the subsidiaries.

❑ **EBITDA Margin increases to 35.7% vs 35.2% in 1Q15, once again above the industry average and the upper threshold of the guidance for 2015-16.**

❑ **Net Income has increased to €6.05m (+3.9% vs 1Q15), due to the improvement in the evolution of the business in general and the financial result, alongside an increased contribution from Ichem (+6.8% vs 1Q15)**. Extraordinary costs increased due to an isolated expense involving the sales department.

❑ **We have a new record in terms of centre numbers (2,160 vs 2,123 at end 2015), following the opening of 37 centres in 1Q16, fulfilling 86% of the guidance for 2015-16.** Once again, openings in France (+17) and Poland (+27) stand out. Spain and Italy, meanwhile, registered 7 and 2 net closures, respectively, given that 1Q tends to register the greatest amount of closures. We therefore hope to see this figure corrected in the coming months.

Presence in 30 countries vs 29 at end 2015, following the signing of a master franchise contract in Malta in April, which includes the openings of 15 centres in 7 years.

Advanced negotiations with new master franchisees.

❑ **1Q16 ended with a net cash position of €21.6m (+45% vs end 2015)**, after reducing our financial debt by €0.6m (-11.5% vs end 2015).

❑ **The General Shareholders' Meeting approved the payment of the interim dividend announced on 26 February, valued at €4.95m to be paid on 4 May 2016. This represents a payout of 83.1%, higher than the guidance for 2015-2016 and which once again shows the Company's considerable capacity for cash generation and its interest in maximising shareholder remuneration.**

| | 1T15 | 1Q16 | Growth (%) |
|---|---------------|---------------|--------------|
| Total Sales | 24,253 | 24,848 | 2.5% |
| Procurements | -7,026 | -7,593 | 8.1% |
| Gross profit | 17,227 | 17,254 | 0.2% |
| <i>Gross profit margin</i> | <i>71.0%</i> | <i>69.4%</i> | |
| Personnel | -4,416 | -4,344 | -1.6% |
| Other operating expenses | -4,558 | -4,356 | -4.4% |
| Other Income | 294 | 314 | 6.8% |
| EBITDA | 8,548 | 8,868 | 3.7% |
| <i>EBITDA Margin</i> | <i>35.2%</i> | <i>35.7%</i> | |
| Amortization & Impairments | -327 | -338 | 3.2% |
| EBIT | 8,221 | 8,530 | 3.8% |
| <i>EBIT Margin</i> | <i>34%</i> | <i>34%</i> | <i>154%</i> |
| Estraordinary results | -88 | -176 | -100% |
| Financial results | -109 | 72 | -166% |
| Share of profit (loss) of associated (Ichem) | 294 | 314 | 6.8% |
| EBT | 8,318 | 8,741 | 5.1% |
| Taxes | -2,498 | -2,692 | 7.8% |
| Minorities | 0 | -4 | ns |
| Net profit | 5,820 | 6,045 | 3.9% |
| <i>Net profit margin</i> | <i>24.0%</i> | <i>24.3%</i> | |
| <i>In thousands of euros</i> | | | |

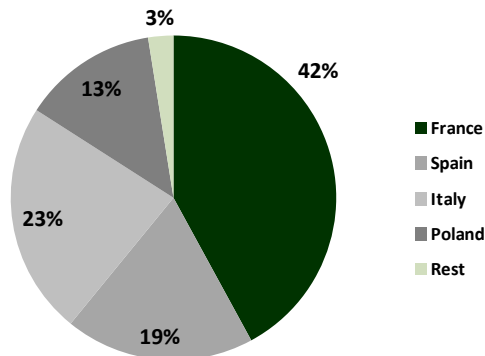
Accelerated growth for the Group, thanks to France and Poland and improved performance from Italy and Spain

Sales according to country

| | 1Q15 | 1Q16 | Growth (%) |
|------------------------------|---------------|---------------|-------------|
| France | 10,203 | 10,446 | 2.4% |
| Spain | 4,813 | 4,692 | -2.5% |
| Italy | 5,750 | 5,747 | -0.1% |
| Poland | 2,849 | 3,339 | 17.2% |
| Rest | 638 | 625 | -2.0% |
| Total | 24,252 | 24,848 | 2.5% |
| International Segment | 19,439 | 20,157 | 3.7% |

In thousand of euros

Contribution of sales according to country



France:

- ✓ As expected, France continues to be the Group’s growth driver
- ✓ Positive evolution of franchised stores and a fall in the sales of directly-owned stores due to continuous transfers to franchises
- ✓ Demand for new centres

Spain:

- ✓ Sales affected by Easter
- ✓ By February, sales had increased by 7.7% vs first two months of 2015, showing that growth in Spain is gradually consolidating
- ✓ Growth in franchise sales
- ✓ We hope to recover the 7 closures that took place in 1Q16 over the coming months
- ✓ We remain optimistic about 2016

Italy:

- ✓ Sales remain in line with 1Q15, in spite of the Easter effect (*they had increased up to end of February*), which in our opinion is proof that Italy is heading in the right direction and towards growth
- ✓ An increase in sales for directly-owned stores due to greater emphasis on shopping centres, which tend to have higher turnover than street-based stores

Poland:

- ✓ Excellent development of sales continues (17.2%) through the opening of new centres (+27 vs end 2015)
- ✓ It will remain one of the Group’s growth drivers in 2016

Other:

- ✓ United Kingdom, Germany and United States: As predicted
- ✓ Master franchises:
 - Signed in Malta, with the commitment to opening 15 stores in 7 years
 - Advanced negotiations with new master franchisees

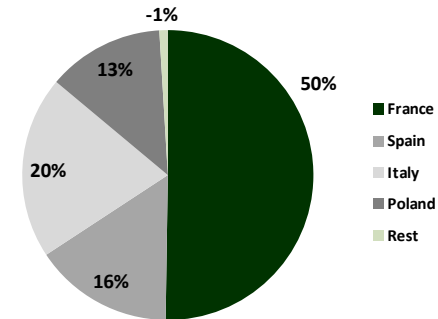
Improvement in EBITDA above sales, once again showing the company's efforts to improve operational efficiency

EBITDA according to country

| | 1Q15 | 1Q16 | Growth (%) |
|------------------------------|--------------|--------------|--------------|
| France | 4,381 | 4,540 | 4% |
| Spain | 925 | 1,403 | 52% |
| Italy | 2,344 | 1,835 | -22% |
| Poland | 933 | 1,174 | 26% |
| Rest | -35 | -85 | -143% |
| TOTAL | 8,548 | 8,868 | 3.7% |
| International Segment | 7,623 | 7,464 | -2.1% |

In Thousand of euros

EBITDA contribution according to country



EBITDA stands at €8.87m vs €8.55m in 1Q15 (+3.7%). The improvement mainly lies in operational efficiency improvements that the company carries out on a continuous basis.

Operational expenses fall by -3%, due to the drop in staff costs in Spain and France and advertising costs in Spain. On the negative side, rental expenses are up due to our strategy of increasing our presence in shopping centres.

In terms of countries, there are EBITDA improvements in 3 of the main countries

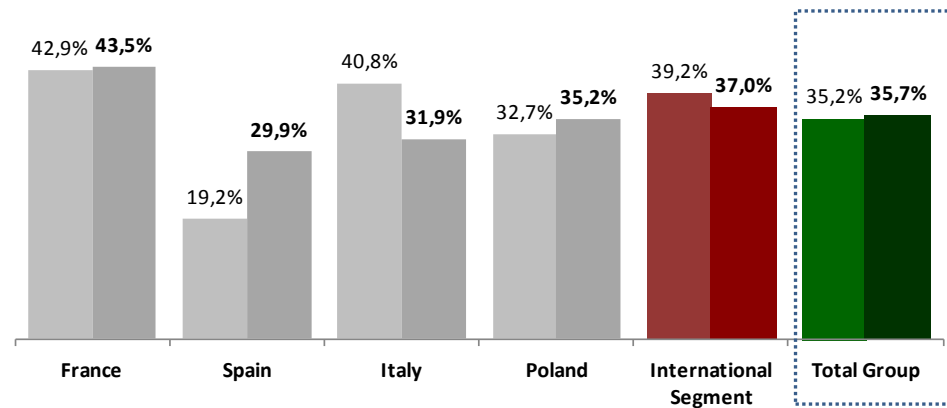
France (+4%) and Poland (+26%), once again above sales.

Spain, +52% to €1.5m, mainly down to an adjustment in the reallocation of corporate costs to subsidiaries and lower advertising expenses (-€0.6m) and staff costs mainly due to fewer compensation payments.

In Italy, EBITDA is mainly affected by the impact of rental costs, the adjustment in terms of the reallocation of corporate expenses and an isolated variation in stock, which will not affect the total for the year.

The EBITDA margin once again improves, climbing to 35.7% vs 35.2 in 1Q15, remaining above the industry average and the upper threshold of the guidance for 2015-16 (30%-35%)

EBITDA Margin according to country



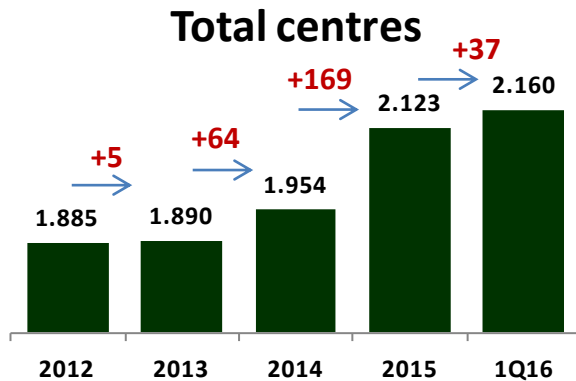
❑ Improved EBITDA margin in France due to the fall in advertising expenses, which offsets the increase in rental costs arising from the tactical decision to increase our presence in shopping centres.

❑ Spain's EBITDA margin improves to 30%, mainly due to the fall in advertising expenses (-€0.6m) and the drop in staff costs due to fewer compensation payments along with the reallocation of central expenses to subsidiaries.

❑ Fall in EBITDA margin in Italy mainly due to the aforementioned increased rental costs, the effect of the adjustment in the reallocation of corporate costs and stock variation.

❑ The EBITDA margin in Poland improves thanks to an overall fall in most expense items.

2,160 centres and 86% of guidance for 2015-16 completed
+37 net openings in 1Q16, placing us increasingly close to fulfilling the guidance for 2015-16
We continue to grow thanks to the opening of new franchises (+40 vs -3 directly-owned stores)



Breakdown of net openings:

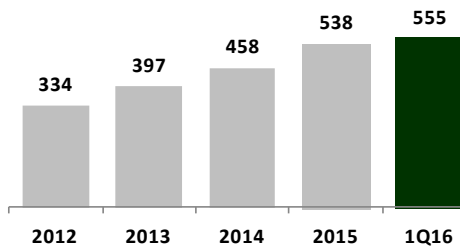
+37 {
 +38 new franchises
 +2 new master franchises
 -3 directly-owned stores

73% of centres are outside Spain

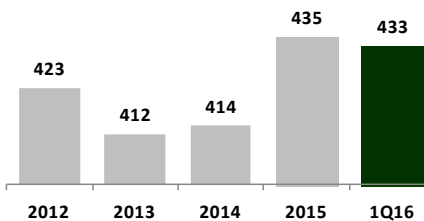
- ✓ France (+17) and Poland (+27) continue to lead net centre openings
- ✓ Spain and Italy register 7 and 2 net closures, respectively, due to seasonal issues, as the first quarter tends to mark the highest number of gross closures. We do, however, expect this trend to correct itself in the coming months
- ✓ 2 new master franchised centres, to reach 179 centres worldwide

1,821 of centres are franchises, 1,603 are directly-owned stores and 179 are master franchises

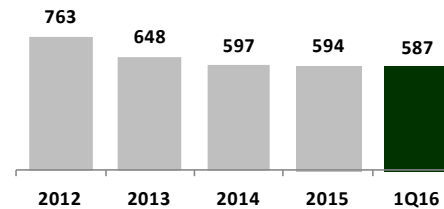
France



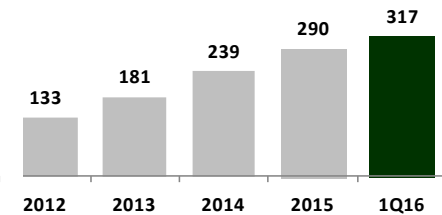
Italy



Spain



Poland



Net Openings



17

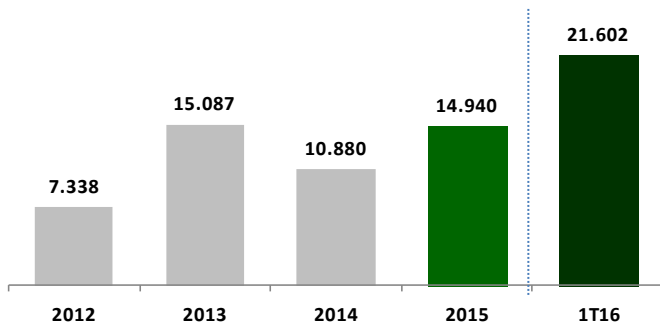
-2

-7

27

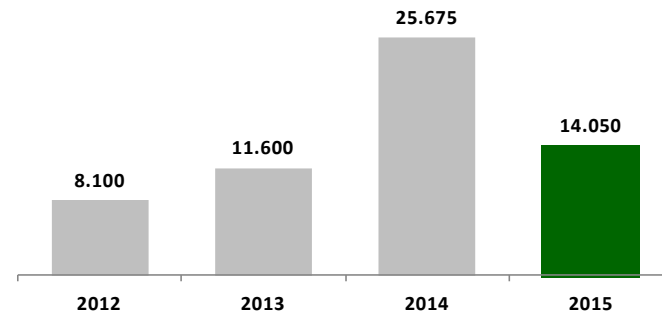
Our net cash position has increased by €6.7m to €21.6m, even though we have reduced our debt by €0.6m (-11.5%)

Net cash position



Figures in thousands of euros

Dividends



Figures in thousands of euros

Note 1: Data from 2012, 2013 and 2014 include SAS Naturhouse in all periods

- ❑ Our net cash position at the end of 1Q16 stands at €21.6m, which is an increase of 44.6% vs end 2015.
- ❑ The General Shareholders' Meeting approved the payment of a gross per-share dividend of €0.0825, which will be paid on 4 May 2016, once again showing the Company's considerable cash generation capacity and its interest in maximising shareholder remuneration.
- ❑ The proposed dividend payment places yield-per-share at 7.5%, based on Naturhouse's listing price on 31 March 2016 (€4.22/share).

| | 2015 | 1Q16 |
|--|---------------|---------------|
| Intangible assets | 2,193 | 2,125 |
| Property, plant & equipment | 5,025 | 5,015 |
| Non current financial assets | 813 | 731 |
| Investment in associated companies | 3,140 | 3,454 |
| Deferred tax assets | 369 | 158 |
| Non current Assets | 11,540 | 11,483 |
| Inventories | 3,541 | 3,906 |
| Trade receivables | 5,542 | 7,956 |
| Other current assets | 876 | 532 |
| Financial assets | 42 | 42 |
| Cash & equivalents | 19,830 | 25,931 |
| Current assets | 29,831 | 38,367 |
| TOTAL ASSETS | 41,371 | 49,850 |
| Equity | 22,016 | 27,458 |
| Non current provisions | 1,044 | 1,680 |
| Non current borrowings | 2,930 | 2,930 |
| Long term accrued expenses | 478 | 341 |
| Non current liabilities | 4,452 | 4,951 |
| Current borrowings | 1,960 | 1,399 |
| Financial liabilities with related companies | 1,445 | 1,445 |
| Suppliers | 4,776 | 5,181 |
| Suppliers related companies | 4,424 | 5,574 |
| Current tax liabilities and other payables | 2,298 | 3,842 |
| Current liabilities | 14,903 | 17,441 |
| TOTAL LIABILITIES | 41,371 | 49,850 |

In Thousands of euros

▣ 11.5% reduction in gross financial debt vs end 2014 (-€0.56m).

▣ Net cash position of €21.6m at end 1Q16 (+€6.6m vs end 2015).

Growth in the P&L account's main figures

Sales: +2.5%; €24.8m

EBITDA: +3.7%; €8.9m

EBITDA Margin: 35.7% vs 35.2 % at 1Q15

Net Income: +4%; €6m

We are heading in the right direction in terms of recovering the Spanish and Italian markets

Spain: Sales 2M16: +7.7% vs 2M15 and 1Q16: -2.5% vs -12% 1Q15

Italy: Sales 2M16: +0.3% vs 2M15 and 1Q16: -0.07% vs -9% 1Q15

An excellent rate of centre openings and 86% of guidance completed

2,160 centres in 29 countries

37 net openings

Considerable cash generation capacity

Net cash position of €21.6m, 45% more than at end of 2015 (+€6.7m)

And a growing market



Means we remain optimistic about the Group's future growth

Material Facts for the period

- ❑ 20 January 2015: Net openings, 2015
- ❑ 26 February 2016: Publication of 2015 results
- ❑ 26 February 2016: Publication of final dividend for 2015
- ❑ 26 February 2016: The company issues the Annual Corporate Governance Report for 2015
- ❑ 26 February 2016: The company issues the Annual Report on board member remuneration for 2015
- ❑ 15 March 2016: Announcement of General Shareholders' Meeting 2016
- ❑ 16 March 2016: Liquidity Agreement for 15-12-2015 to 15-3-2016



CONTACT

María Pardo Martinez
Investor Relations Manager
Tel: +34 914323953
Email: accionista@naturhouse.com